



We're all in this together.



Pledge to take care of Tahoe at takecaretahoe.org

Take care.


Trash day is a
bear's buffet.



Bears will eat your garbage.
Lock it down with bear-proof bins.
takecaretahoe.org

Take
care.


If it's your dog,
then it's your doody.




Pick up more at takecaretahoe.org

Take
care.

There's a better hiding
spot for your garbage.
The trashcan.




Batten down the trashes!



Run a tight ship.
Keep yar trash aboard.
takecaretahoe.org

Take care.


Be a soak hero.



Douse your campfire. Save the day.
More hot tips at takecaretahoe.org.

Take care.


Look what the craft dragged in.



**Invasive clams hide in bilge water.
Clean, Drain and Dry before launching.
takecaretahoe.org**

Take care.


What's on your bottom?



Invasive plants arrive on your watercraft.
Clean, Drain and Dry before launching.
takecaretahoe.org

Take
care.

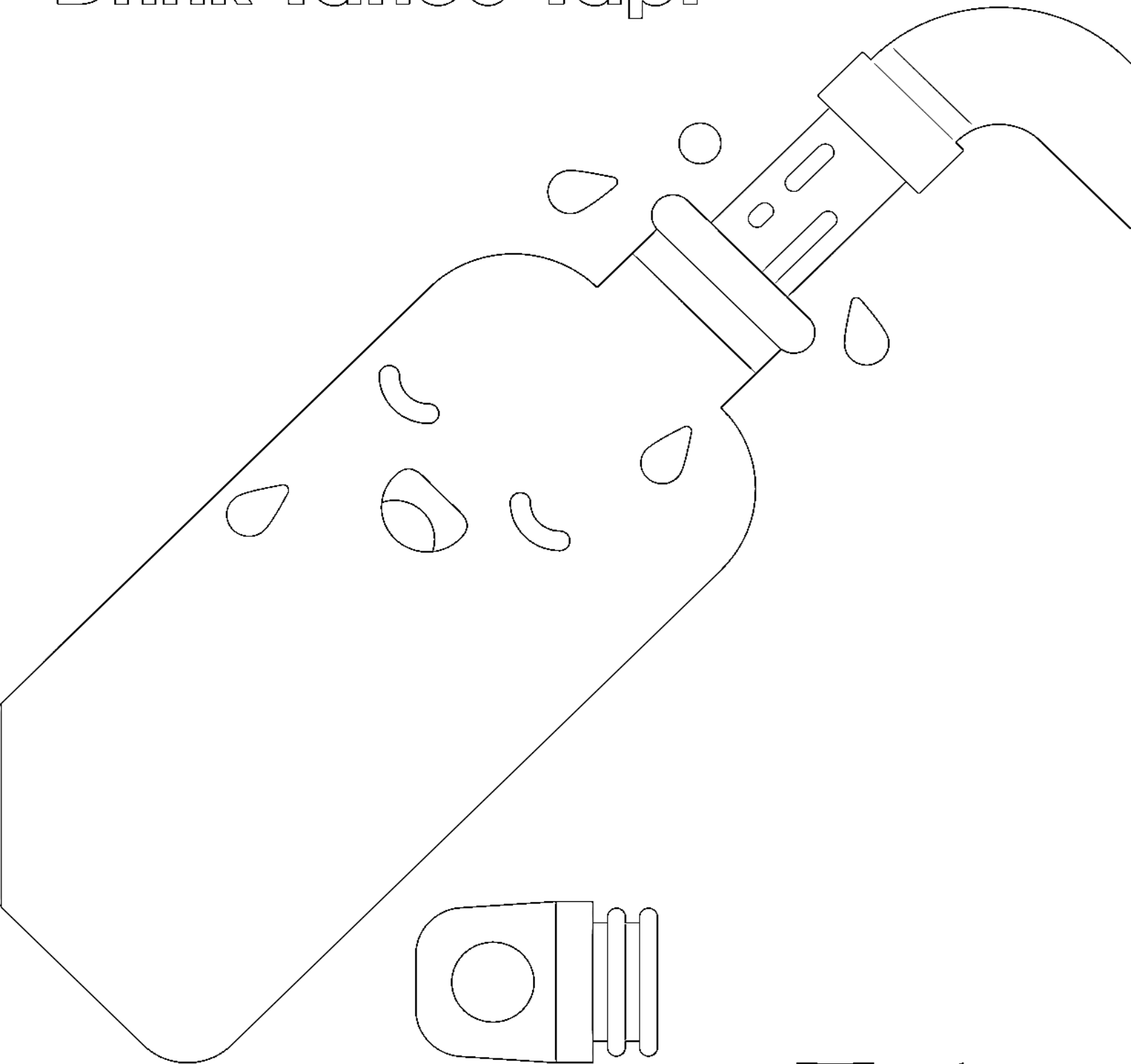
Don't be a tosser.



Next trash can 2 minutes ahead.
You can make it.
Take a hike to takecaretahoe.org

Take care.

Drink Tahoe Tap.®




The world's best water is right at your fingertips.
Go ahead, turn it on.
takecaretahoe.org #takecaretahoe

Take care.

TRASH CROSSWORD

Fill in the crossword with words that can help Shirley learn about how she can Take Care with her trash!



Across

1. A type of bin that you put waste in
4. We should pick this up after our dogs
7. After people smoke these, they can take at least 10 years to degrade
8. The practice that refers to taking everything with you when you depart a place is called "leave no _____"
10. People often help remove trash from the beaches after holiday weekends by participating in these
11. This keeps wildlife out of your garbage
12. A thing that is no longer wanted and that has been thrown out

Down

2. What we should do with bottles, cans, plastic and paper after we have used them
3. 'A ____ bear is a dead bear.'
5. Trash, such as paper, cans, and bottles, that are left lying in an open or public place
6. Bears are doing this less- partially due to the easy access to food
9. These types of bags often end up on our beaches or eaten by native creatures

FIRE WORD SEARCH

Find the words in the puzzle that will teach Shirley with the importance of fire safety.



ACTION
CAMPFIRE
CIGARETTE
CLIMATE
EXTINGUISH
GUIDELINES
HARM

ILLEGAL
LAKE TAHOE
PLEDGE
PRACTICE
REPORT
RESTRICTION
SMOKEY

SPARK
TAKE CARE
TEMPERATURE
UNATTENDED
WILDFIRE

BOATING WORD MATCH

Shirley and her friends want to go boating, help teach them vocabulary words that are important in the Lake Tahoe boating world!

- | | |
|----------------------------------|--|
| 1. ____ Aquatic Invasive Species | A. a boat needs to have this done before it goes into Lake Tahoe to make sure it is clean and dry |
| 2. ____ Tahoe Keepers | B. the transport of harmful species and aquatic hitchhikers |
| 3. ____ Decontamination | C. a substance that harms something, especially water or the atmosphere |
| 4. ____ Launch | D. to break down or fall apart |
| 5. ____ Inspection | E. the process of cleaning a boat to remove foreign matter such as shells or plants |
| 6. ____ Quagga Mussels | F. after a boat is cleaned, drained, and dried it is ready to do this into the water |
| 7. ____ Spread | G. a plant or animal that has always been born in a particular place |
| 8. ____ Pollutant | H. an unwelcome shell species in Lake Tahoe |
| 9. ____ Degrade | I. a harmful non native species that lives in the water |
| 10. ____ Native Species | J. a group of people who clean, drain, and dry their kayaks or paddleboards before going into Lake Tahoe |

WORD JUMBLE

Unscramble the words bellow to find out how Shirley and her friends can help Lake Tahoe!

1. Pick up R I T E L T while you are at the beach.

— — — — —

2. Take C O N T A I , to help our extraordinary natural treasure.

— — — — —

3. Become a H O T A E P R E E K S E and learn how to Clean, Drain,

— — — — — — — — — —
and Dry your kayak.

4. Don't feed our R E B A S - Let's keep them wild!

— — — —

5. C E L E Y C R all plastic, cans and bottles.

— — — — — —

6. It only takes one K S A P R to start a wildfire. Make sure to be a soaker.

— — — —

7. Speak up and P E R O T R if you see someone in danger of starting a wildfire.

— — — — —

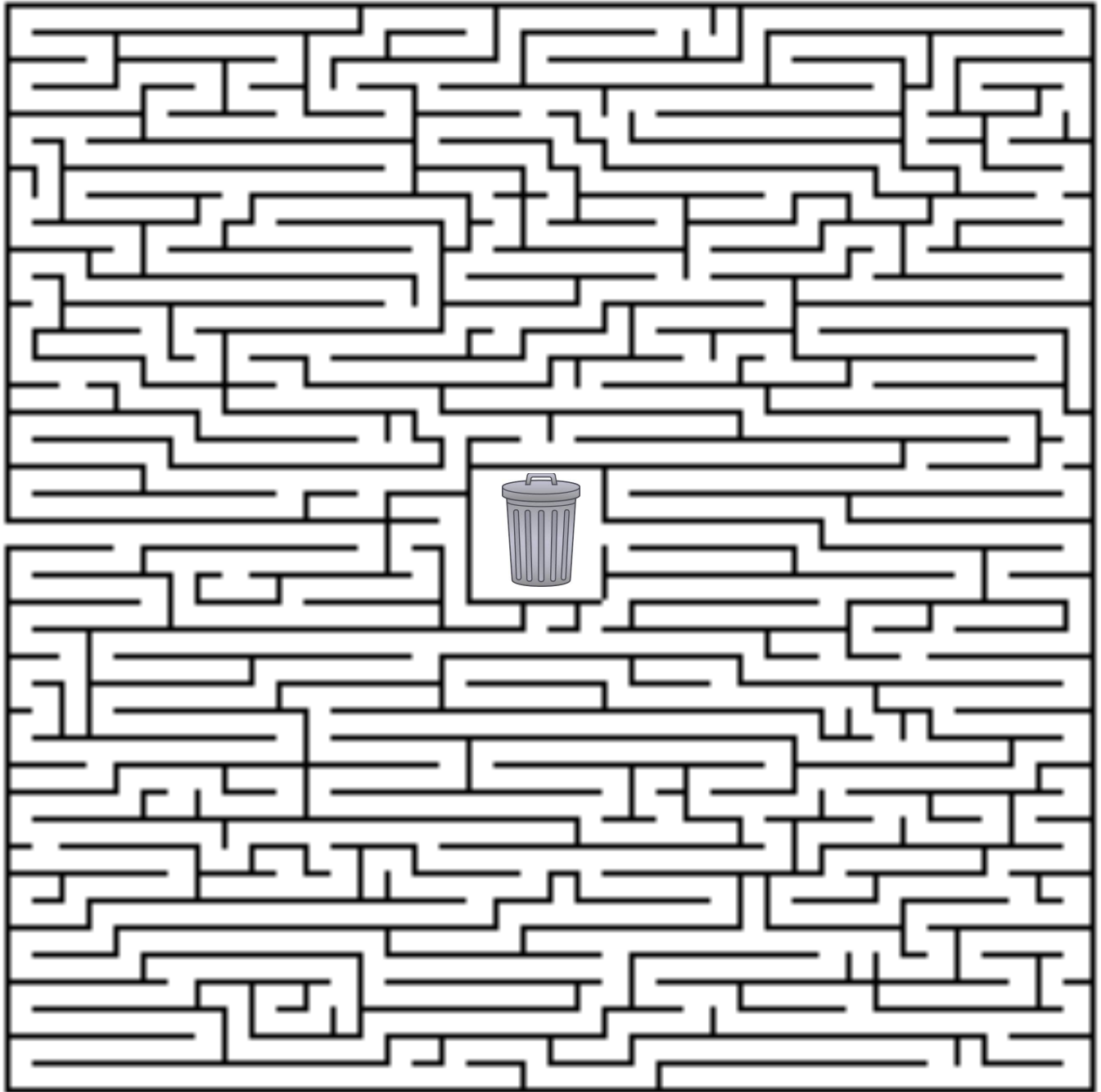
8. Take the L E P E G D to protect Lake Tahoe!

— — — — —

_____ !

DUMPSTER MAZE

Shirley found a soda can on the ground. She knows littering is not good for the environment. Can you help her find her way through the maze so that she can properly dispose of the can?



SPOT THE DIFFERENCE

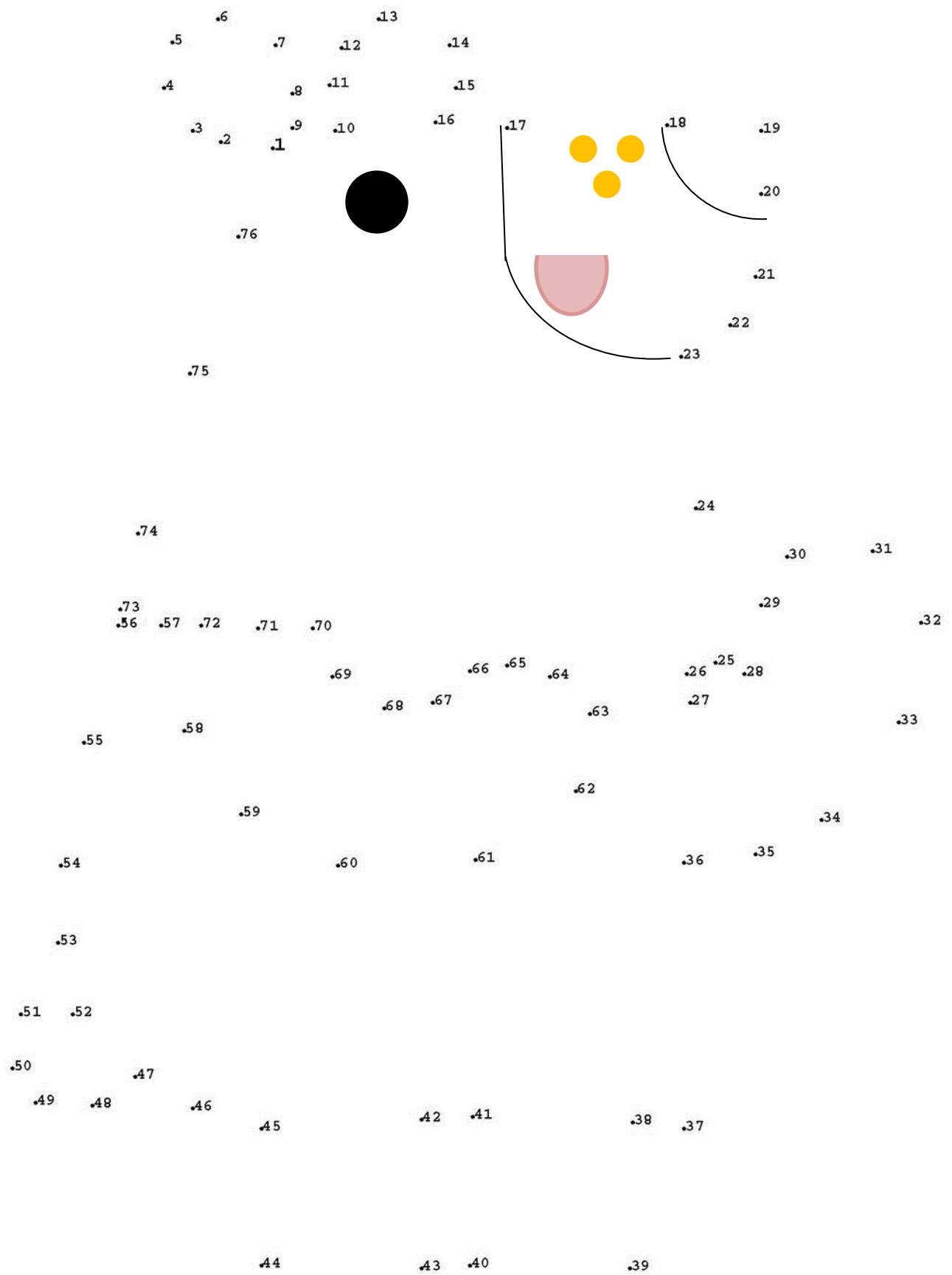
Shirley is eating a snack and the wind blew away her wrapper, oh no! We need to take care of our trash so it doesn't become litter. Can you spot 9 differences between these two photos?

**Next trashcan in 300 ft.
You can make it!**




**Next trashcan in 300 ft.
You can make it!**






TRASH CROSSWORD KEY



FIRE WORD SEARCH KEY



BOATING WORD MATCH ANSWERS

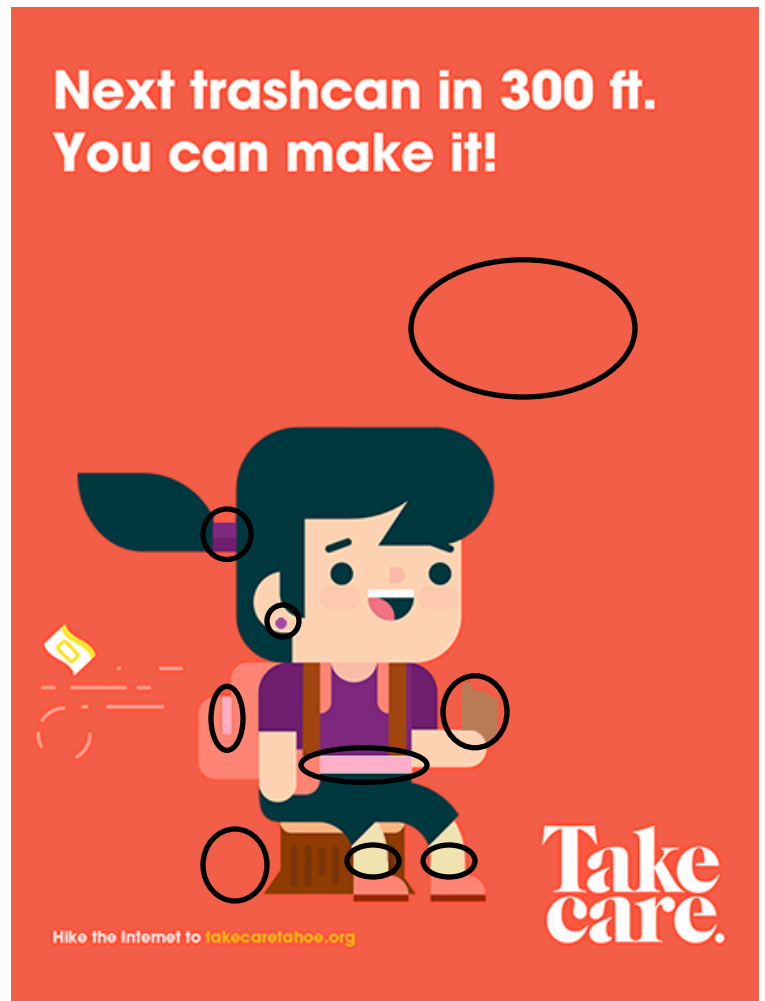
1. I
2. J
3. E
4. F
5. A
6. H
7. B
8. C
9. D
10. G

WORD JUMBLE ANSWERS

1. LI **T** TER
2. **A** CTION
3. TAHOE **K** EEPERS
4. B **E** ARS
5. RE **C** YCLE
6. SP **A** RK
7. **R** EPORT
8. PL **E** DGE

TAKE CARE!

SPOT THE DIFFERENCE



I pledge to take care of Tahoe.

- ☐ **DRINK TAHOE TAP™**
The world's best water is right at your fingertips.
- ☐ **Keep Bears Safe**
Lock up trash in bear-proof bins.
- ☐ **Leave No Trace®**
All garbage belongs in the can.
- ☐ **It's Your Doody**
Be #1 at picking up #2. If it's your dog, then it's your doody.
- ☐ **Stop Aquatic Hitchhikers**
Clean, drain, and dry anything you put in the water.
- ☐ **Fire Safety**
Give your campfire a big wet one. Be a soak hero.
Douse your campfire with water.
- ☐ **Smiles For Miles**
Tahoe has nice trails. Blaze a trail of kindness.
- ☐ **River Responsibly**
No stuff left behind. Do whatever it takes to take whatever you brought.



TAHOE
REGIONAL
PLANNING
AGENCY



UC DAVIS

TAHOE ENVIRONMENTAL
RESEARCH CENTER

